

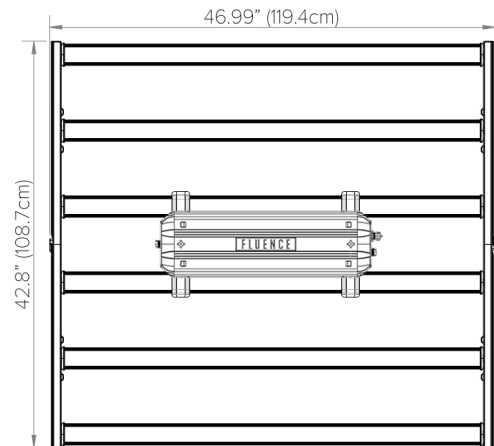
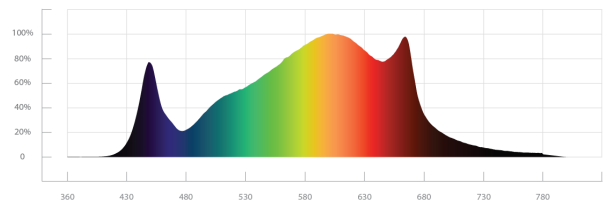


SPYDR 2p

SPECIFICATIONS

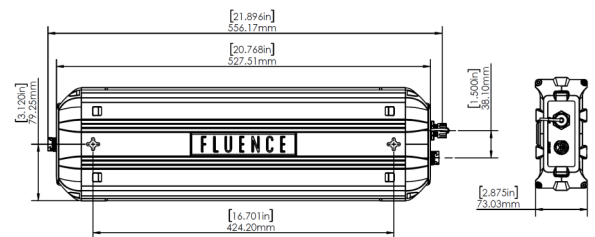
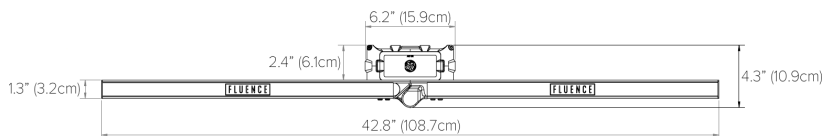
Light Source	LED
Spectrum	I
PPF	1600 $\mu\text{mol/s}$
Input Power	645W
Efficacy	2.5 $\mu\text{mol/J}$
Input Voltage	Autosensing 100-277V, 347V, 400V & 480V*
Fixture Dimensions Weight	42.8" L x 46.99" W x 4.3" H 27lbs 11oz 108.7cm L x 119.4cm W x 10.9cm H 12.55kg
Mounting Height	$\geq 6"$ (15.2cm) Above Canopy
Thermal Management	Passive
Dimming	0-10V
Light Distribution	120°
Lifetime	L90: > 54,000hrs
Power Factor	> 90%
Certifications	UL 8800, UL 1598 Wet-Location Rated, IP66 & CE
Warranty	5 Year Standard Warranty

PhysioSpec Indoor™



MAX AMPERAGE BY VOLTAGE SERVICE

VOLTAGE	120V	208V	240V	277V	347V
AMPERAGE	5.38A	3.10A	2.69A	2.33A	1.91A



FAMILY	MODEL	SPECTRUM	INPUT VOLTAGE	AC POWER CORD	AC PLUG TYPE	DC EXTENSION CORD	MOUNTING HARDWARE
SR	SPYDR 2p PLUS I	PhysioSpec Indoor™	1 100-277V 3 347V* 4 400V* 5 480V*	06 6 ft (1.83m) 15 15 ft (4.57m)	N5P NEMA 5-15P N6P NEMA 6-15P L7P NEMA L7-15P TFP Schuko Type F PTP Pigtails	00 None 03 3 ft (.91m) 06 6 ft (1.83m)	W Waterfall Mounts S Solid-Decking Mounts M 2-Point Hanging Lances A 2-Point Adjustable Hanging Kit