



BIOENGINEERING

+1(512) 212-4544

info@fluencebioengineering.com

www.fluence.science/SPYDR

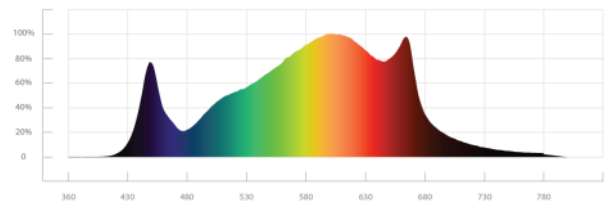


SPYDRx PLUS

SPECIFICATIONS

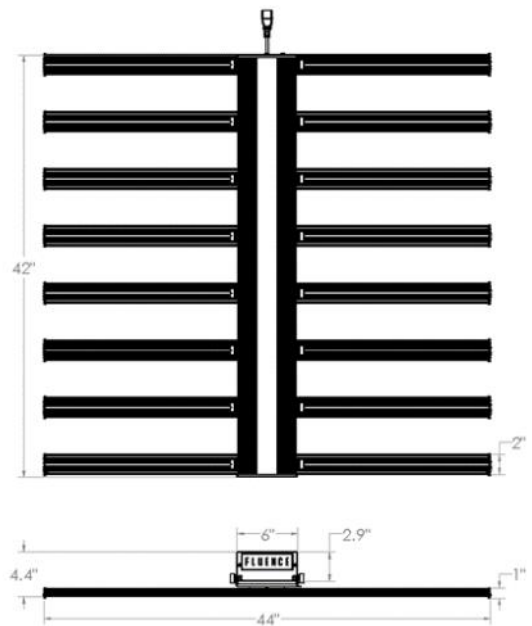

Light Source	LED
Spectrum	I
PPF	1535 $\mu\text{mol/s}$
Input Power	660W
Efficacy	2.3 $\mu\text{mol/J}$
Input Voltage	Autosensing 100-277V, 347V*
Fixture Dimensions Weight	42" L x 44" W x 4.6" H 33lbs 2oz 106.7cm L x 111.8cm W x 11.7cm H 15.03kg
Mounting Height	$\geq 6"$ (15.2cm) Above Canopy
Thermal Management	Passive
Dimming	0-10V
Light Distribution	120°
Lifetime	L70 > 150,000hrs
Power Factor	> 90%
Certifications	UL1598 Damp Location Rating, & IP55 (Console Only)
Warranty	3 Year Standard or 5 Year Extended Warranty

PhysioSpec Indoor™



MAX AMPERAGE BY VOLTAGE SERVICE

VOLTAGE	120V	208V	240V	277V	347V
AMPERAGE	5.50A	3.17A	2.75A	2.38A	1.96A



FAMILY	MODEL	SPECTRUM	INPUT VOLTAGE	AC EXTENSION CORD	AC PLUG	MOUNTING
SR	SPYDR P x PLUS	I	PhysioSpec Indoor™	1 100-277V 3 347V*	06 6 ft (1.83m) 15 15 ft (4.57m)	N5 NEMA 5-15P N6 NEMA 6-15P L7 NEMA L7-15P PT Pigtails
						B C-Bracket G Aircraft Cable A Adjustable Cable

*347V SPYDRx PLUS configuration operates at 3% higher wattage on average.

