



B I O E N G I N E E R I N G

+1(512) 212-4544

info@fluencebioengineering.com

www.fluence.science/SPYDR

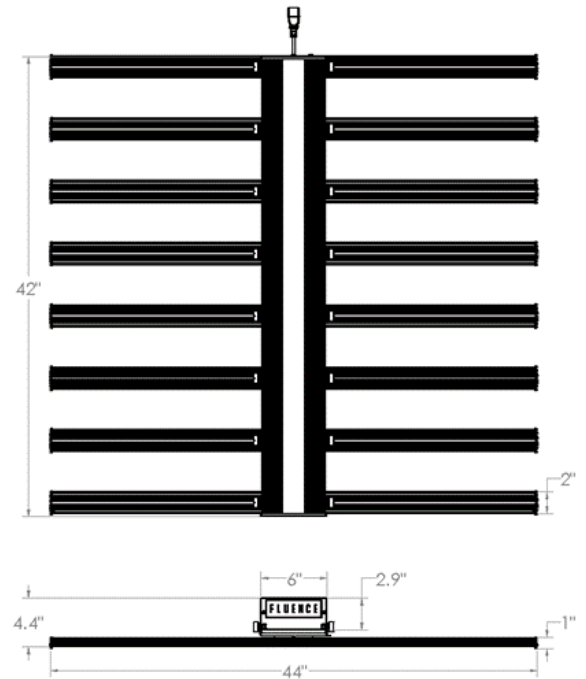

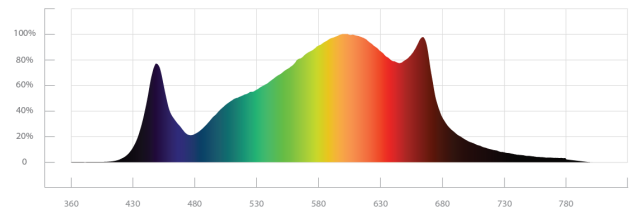


## SPYDRx PLUS

### SPECIFICATIONS

Light Source	LED
Spectrum	I
Efficacy	2.1 $\mu\text{mol}/\text{J}$
PPF	1410 $\mu\text{mol}/\text{s}$
Input Power	660W
Input Voltage	Autosensing 100-277V
Fixture Dimensions   Weight	42L x 44W x 4.6H in   32 lbs
Mounting Height	6 in from canopy
Thermal Management	Passive
Dimming	0-10V

### PhysioSpec Indoor™



FAMILY	MODEL	SPECTRUM	INPUT VOLTAGE	AC EXTENSION CORD	AC PLUG	MOUNTING
SR SPYDR	P x PLUS	I PhysioSpec Indoor™	1 100-277V	06 6 ft 15 15 ft	N5 NEMA 5-15P N6 NEMA 6-15P L7 NEMA L7-15P PT Pigtails	B C-Bracket G Aircraft Cable A Adjustable Cable

